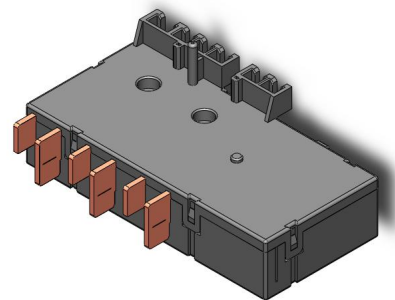


DS907G-3x120A 磁保持继电器 规格书

Product specification

一、产品特性：

- 1、具有 120A 触点分断能力 Switching Current: 120A
- 2、三相磁保持继电器 Three-phase latching relay
- 3、符合 RoHs
- 4、符合 IEC62055-31 UC3 标准 IEC62055-31 UC3



二、电气参数：

基本特性 Speciality：

线圈脉冲设置宽度 Coil pulse width		50msec. Min
动作时间 Operation time		30msec. Max
复归时间 Comeback time		30msec. Max
介质耐压 Dielectric strength	触点与线圈间： Between coil& contact	4000VAC (50/60Hz) for 1 min
	断开触点间： Between contacts	2000VAC (50/60Hz) for 1 min
绝缘电阻 Insulation resistance		Min.1000MΩ (500VDC)
环境温度 Ambient temp		-40°C ~ +70°C
重量 Weight		280g
引出端方式 Quick connect		PCB&QC
封装形式 Plastic sealed dusted proof		塑封、防尘
外形尺寸不含输出端子 Size (mm)		110 x 52 x 24
Output terminal (mm) not included in profile size		

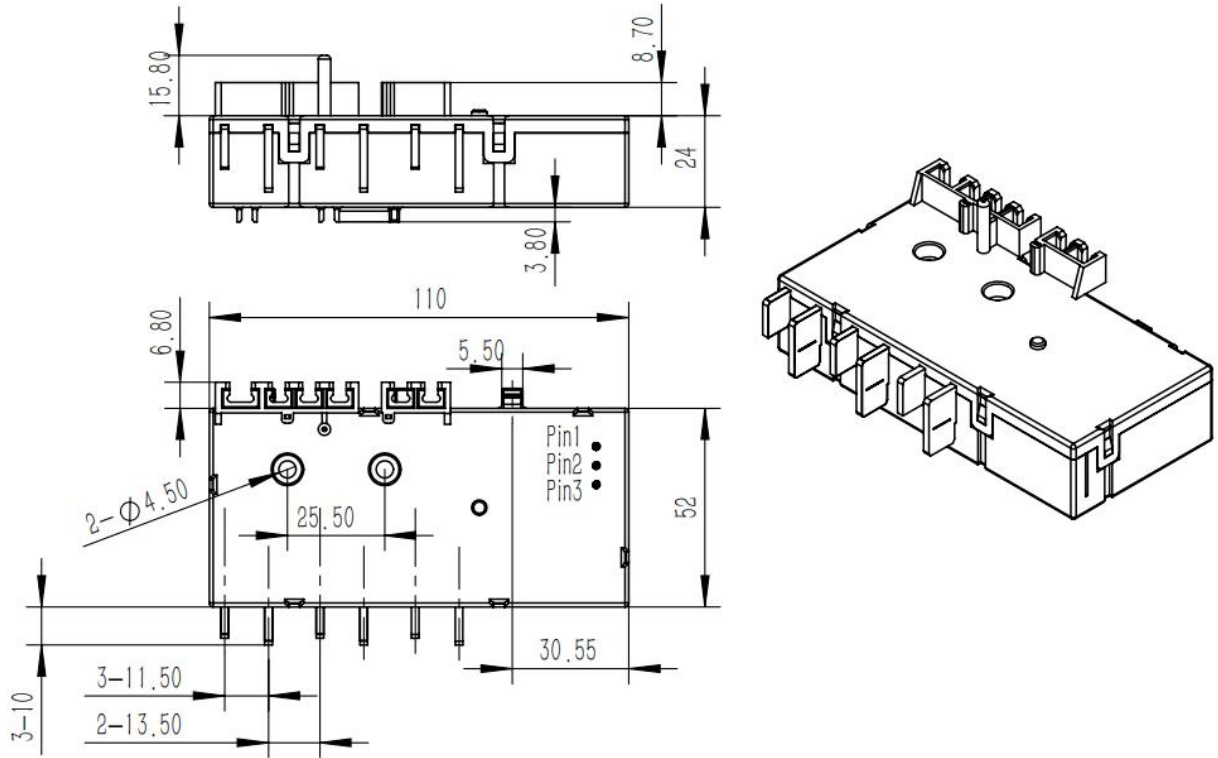
触点特性 Contact specification

触点形式 Contact form	3A 3B
触点材料 Contact material	AgSnO ₂
接触电阻 Contact resistance	0.6mΩ Max.(12VDC 1A)
额定负载 Contact current (Cosφ=1)	120A 250VAC
最大断开电压 MAX disconnection voltage	440VAC / 110VDC
最大断开功率 MAX disconnection power	30000VA
额定负载电气寿命(阻性) Electrical life	5×10 ³ cycles
额定负载电气寿命(感性) Electrical life	5×10 ³ cycles
机械寿命 Mechanical life	1×10 ⁵ cycles

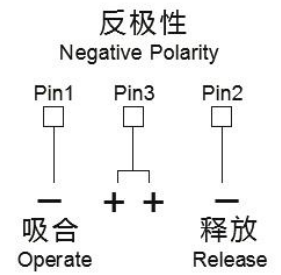
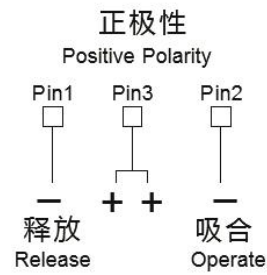
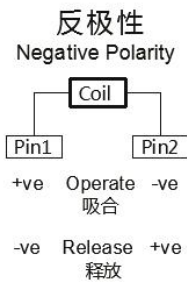
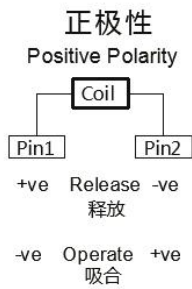
线圈参数 Coil specification :

额定电压 (VDC) Rated Voltage	吸合、释放电压(VDC) Suction and Release Voltage	脉冲宽 (ms) Pulse Width	线圈电阻 (Ω) ±10% Coil Resistance()+10%	
6V	≤4.2	≥50ms	双线圈 TwinCoil	2ΩX7.5
9V	≤6.3			2ΩX17
12V	≤8.4			2ΩX28.5
6V	≤4.2	≥50ms	单线圈 Unicoil	15Ω
9V	≤6.3			34Ω
12V	≤8.4			57Ω

尺寸简图 及 安装尺寸 Installation Size (mm)



接线图 Connection Diagram :



注意事项 Application Notes

1. 所有继电器在出厂时都设为闭合状态。在装运或组装的过程中继电器可能会变成释放的状态。因而使用时（电源接入时）请根据需要重新将其设置为复归状态。
2. 为了使继电器保持在吸合或释放的状态，线圈电压需达到额定电压，为确保磁保持继电器动作或复归脉冲宽度小于 50ms。不要向线圈上的 Pin1 和 Pin2 施加电压超过一分钟以上，以防线圈损坏。
3. 继电器有极性区分，用户需指明属于何种极性。
4. 继电器入厂检验及使用轻拿轻放，防止损坏影响参数，入厂做破坏性检查的产品要与正常产品严格区分标识，不得装机使用。
5. 非带铜绞线的继电器，负载引脚不能焊锡，引脚针刚性固定，不能随意扭动。

1. All the relays are shipped in the "operate" position because it is possible that during transit or final assembly the relay could change its state to the "release" position. please re set the relay into "operate" state when put in circuit according to need.
2. In order to maintain "operate" or "release" state of the relay, the coil voltage should reach the rated voltage. The pulse width should be 60ms or longer to ensure a proper change of state. Do not energize both Pin1 and Pin2 at the same time on the coil for longer than 1 min (damage to the coil).
3. Relays are classified according to the polarity, if client need different form from information, please contact us.
4. The relay into the factory for destructive inspection should be protected from damage and strict distinction between the normal products.
5. Now with braided line relay, the load pin can not solder, not arbitrarily wrenched, two pins and rigid fixation.